

# INDEPENDENT AUDITORS' REPORT

TO,

**THE MEMBERS OF HMA CONSUMER PRODUCTS PRIVATE LIMITED**

## **Report on the Financial Statements**

We have audited the accompanying financial statements of **HMA CONSUMER PRODUCTS PRIVATE LIMITED**, which comprise the Balance Sheet as at **31/03/2021**, the Statement of Profit and Loss, **the cash flow statement** for the year then ended, and a summary of the significant accounting policies and other explanatory information.

## **Auditor's Opinion**

In our opinion and to the best of our information and according to the explanations given to us, the aforesaid financial statements give the information required by the Act in the manner so required and give a true and fair view in conformity with the accounting principles generally accepted in India, of the state of affairs of the Company as at **31/03/2021**, and its **cash flows** for the year ended on that date.

## **Basis for Opinion**

We conducted our audit in accordance with the Standards on Auditing (SAs) specified under section 143(10) of the Companies Act, 2013. Our responsibilities under those Standards are further described in the Auditor's Responsibilities for the Audit of the Financial Statements section of our report. We are independent of the Company in accordance with the Code of Ethics issued by the Institute of Chartered Accountants of India together with the ethical requirements that are relevant to our audit of the financial statements under the provisions of the Companies Act, 2013 and the Rules there under, and we have fulfilled our other ethical responsibilities in accordance with these requirements and the Code of Ethics. We believe that the audit evidence we have obtained is sufficient and appropriate to provide a basis for our opinion.



## **Responsibility of Management and Those Charged with Governance (TCWG)**


The Company's Board of Directors is responsible for the matters stated in Section 134(5) of the Companies Act, 2013 ("the Act") with respect to the preparation of these financial statements that give a true and fair view of the financial position, financial performance and cash flows of the Company in accordance with the accounting principles generally accepted in India, including the Accounting Standards specified under Section 133 of the Act, read with Rule 7 of the Companies (Accounts) Rules, 2014. This responsibility also includes maintenance of adequate accounting records in accordance with the provisions of the Act for safeguarding of the assets of the Company and for preventing and detecting frauds and other irregularities; selection and application of appropriate accounting policies; making judgments and estimates that are reasonable and prudent; and design, implementation and maintenance of adequate internal financial controls, that were operating effectively for ensuring the accuracy and completeness of the accounting records, relevant to the preparation and presentation of the financial statements that give a true and fair view and are free from material misstatement, whether due to fraud or error.

In preparing the financial statements, management is responsible for assessing the Company's ability to continue as a going concern, disclosing, as applicable, matters related to going concern and using the going concern basis of accounting unless management either intends to liquidate the Company or to cease operations, or has no realistic alternative but to do so.

The Board of Directors are also responsible for overseeing the Company's financial reporting process.

### **Auditor's Responsibility**

Our objectives are to obtain reasonable assurance about whether the financial statements as a whole are free from material misstatement, whether due to fraud or error, and to issue an auditor's report that includes our opinion.



Reasonable assurance is a high level of assurance, but is not a guarantee that an audit conducted in accordance with SAs will always detect a material misstatement when it exists. Misstatements can arise from fraud or error and are considered material if, individually or in the aggregate, they could reasonably be expected to influence the economic decisions of users taken on the basis of these financial statements.

As part of an audit in accordance with SAs, we exercise professional judgement and maintain professional skepticism throughout the audit. We also:

- Identify and assess the risks of material misstatement of the financial statements, whether due to fraud or error, design and perform audit procedures responsive to those risks, and obtain audit evidence that is sufficient and appropriate to provide a basis for our opinion. The risk of not detecting a material misstatement resulting from fraud is higher than for one resulting from error, as fraud may involve collusion, forgery, intentional omissions, misrepresentations, or the override of internal control.
- Obtain an understanding of internal control relevant to the audit in order to design audit procedures that are appropriate in the circumstances. Under section 143(3)(i) of the Companies Act, 2013, we are also responsible for expressing our opinion on whether the company has adequate internal financial controls system in place and the operating effectiveness of such controls.
- Evaluate the appropriateness of accounting policies used and the reasonableness of accounting estimates and related disclosures made by management.
- Conclude on the appropriateness of management's use of the going concern basis of accounting and, based on the audit evidence obtained, whether a material uncertainty exists related to events or conditions that may cast significant doubt on the Company's ability to continue as a going concern. If we conclude that a material uncertainty exists, we are required to draw attention in our auditor's report to the related disclosures in the financial statements or, if such disclosures are inadequate, to modify our opinion. Our conclusions are based on the audit evidence obtained up to



the date of our auditor's report. However, future events or conditions may cause the Company to cease to continue as a going concern.

- Evaluate the overall presentation, structure and content of the financial statements, including the disclosures, and whether the financial statements represent the underlying transactions and events in a manner that achieves fair presentation.

We communicate with those charged with governance regarding, among other matters, the planned scope and timing of the audit and significant audit findings, including any significant deficiencies in internal control that we identify during our audit.


We also provide those charged with governance with a statement that we have complied with relevant ethical requirements regarding independence, and to communicate with them all relationships and other matters that may reasonably be thought to bear on our independence, and where applicable, related safeguards.

#### **Report on Other Legal and Regulatory Requirements**

**As required by the Companies (Auditors' Report) Order, 2016 ("the Order") issued by the Central Government of India in terms of sub section (11) of section 143 of the Companies Act, 2013. We give in the Annexure A statements on the matters specified in paragraphs 3 and 4 of the order, to the extent applicable.**

As required by Section 143 (3) of the Act, we report that:

- (a) We have sought and obtained all the information and explanations which to the best of our knowledge and belief were necessary for the purposes of our audit.
- (b) In our opinion, proper books of account as required by law have been kept by the Company so far as it appears from our examination of those books.
- (c) **The Balance Sheet, the Statement of Profit and Loss, and the cash flow statement** dealt with by this Report are in agreement with the books of account.



- (d) In our opinion, the aforesaid financial statements comply with the Accounting Standards specified under Section 133 of the Act, read with Rule 7 of the Companies (Accounts) Rules, 2014.
- (e) On the basis of the written representations received from the directors as on **31/03/2021** taken on record by the Board of Directors, none of the directors is disqualified as **31/03/2021** from being appointed as a director in terms of Section 164 (2) of the Act.
- (f) With respect to the adequacy of the internal financial controls over financial reporting of the Company and the operating effectiveness of such controls, refer to our separate report in "**Annexure B**".
- (g) With respect to the other matters to be included in the Auditor's Report in accordance with Rule 11 of the Companies (Audit and Auditors) Rules, 2014, in our opinion and to the best of our information and according to the explanations given to us:
- i. The Company has disclosed the impact of pending litigations on its financial position in its financial statements.
  - ii. The Company has made provision, as required under the applicable law or accounting standards, for material foreseeable losses, if any, on long-term contracts including derivative contracts.
  - iii. There has been no delay in transferring amounts, required to be transferred, to the Investor Education and Protection Fund by the Company.

**For ISRANI ANIL & CO.**

**Chartered Accountant**

(Firm's Registration No. : 013155C)

*Anil Israni*

(CA. ANIL KUMAR ISRANI)

**Proprietor**

**Membership No. 405321**

**Place : AGRA**

**Date : 01.09.2021**

**UDIN : 21405321AAAADI5241**



**ANNEXURE - A**

**Reports under The Companies (Auditor's Report) Order, 2016 (CARO 2016) for the year ended on 31st March 2021**

**To,**

**The Members of HMA CONSUMERS PRODUCT PRIVATE LIMITED**

**(i) In Respect of Fixed Assets**

(a) The company has maintained proper records showing full particulars including quantitative details and situation of fixed assets.

(b) Fixed assets have been physically verified by the management at reasonable intervals; No material discrepancies were noticed on such verification.

(c) YES

**(ii) In Respect of Inventories**

Physical verification of inventory has been conducted at reasonable intervals by the management.

**(iii) Compliance under section 189 of The Companies Act, 2013**

The company has not granted any loans, secured or unsecured to companies, firms or other parties covered in the register maintained u/s 189 of the companies Act-2013.

(a) In our opinion and according to the information and explanations given to us. The rate of interest and other terms and conditions for such loans are not prima facie prejudicial to the interest to the company.

(b) NOT APPLICABLE

(c) NOT APPLICABLE

**(iv) Compliance under section 185 and 186 of The Companies Act , 2013**


While doing transaction for loans, investments, guarantees, and security provisions of section 185 and 186 of the Companies Act, 2013 have been complied with.

**(v) Compliance under section 73 to 76 of The Companies Act, 2013 and Rules framed thereunder while accepting Deposits**


The company has not accepted any Deposits.

**(vi) Maintenance of cost records**

The Company is not required to maintain cost records pursuant to the Rules made by the



|               |   |
|---------------|---|
|               | Central Government for the maintenance of cost records under sub-section (1) of section 148 of the Companies Act, 2013.   |
| <b>(vii)</b>  | <b>Deposit of Statutory Dues</b>  |
|               | (a) The company is regular in depositing with appropriate authorities undisputed statutory dues including provident fund, employees' state insurance, income tax, sales-tax, service tax, duty of customs, duty of excise, value added tax, cess and any other statutory dues applicable to it. |
|               | (b) There is no dispute with the revenue authorities regarding any duty or tax payable.   |
| <b>(viii)</b> | <b>Repayment of Loans and Borrowings</b>  |
|               | The company has not defaulted in repayment of dues to financial institution, bank or debenture holders.   |
| <b>(ix)</b>   | <b>Utilization of Money Raised by Public Offers and Term Loan For which they Raised</b>   |
|               | The Company has not applied term loans for the purposes other than for which those are raised   |
| <b>(x)</b>    | <b>Reporting of Fraud During the Year</b>   |
|               | Based on our audit procedures and the information and explanation made available to us no such fraud noticed or reported during the year.   |
| <b>(xi)</b>   | <b>Managerial Remuneration</b>  |
|               | Managerial remuneration has been paid or provided in accordance with the requisite approvals mandated by the provisions of section 197 read with Schedule V to the Companies Act.   |
| <b>(xii)</b>  | <b>Compliance by Nidhi Company Regarding Net Owned Fund to Deposits Ratio</b>   |
|               | As per information and records available with us The company is not Nidhi Company.  |
| <b>(xiii)</b> | <b>Related party compliance with Section 177 and 188 of companies Act - 2013</b>  |
|               | Yes , All transactions with the related parties are in compliance with section 177 and 188 of Companies Act, 2013 where applicable and the details have been disclosed in the Financial Statements etc., as required by the applicable accounting standards.                                    |
| <b>(xiv)</b>  | <b>Compliance under section 42 of Companies Act - 2013 regarding Private placement of Shares or Debentures</b>  |
|               | No Such Allotment made by the Company during the year.  |
| <b>(xv)</b>   | <b>Compliance under section 192 of Companies Act - 2013</b>   |
|               | The company has not entered into any non-cash transactions with directors or persons  |



|       |  |
|-------|--|
|       | connected with him.0   |
| (xvi) | <b>Requirement of Registration under 45-IA of Reserve Bank of India Act, 1934</b>                  |
|       | The company is not required to be registered under section 45-IA of the Reserve Bank of India Act. |

**For ISRANI ANIL & CO.**

**Chartered Accountant**

**(Firm's Registration No. : 013155C)**

*Anil Israni*



**(CA. ANIL KUMAR ISRANI)**

**Proprietor**

**Membership No. 405321**

**Place : AGRA**

**Date : 02.09.2021**

**UDIN : 21405321AAAADI5241**



**“Annexure B” to the Independent Auditor’s Report of even date on the Standalone Financial Statements of HMA CONSUMER PRODUCTS PRIVATE LIMITED.**

**Report on the Internal Financial Controls under Clause (i) of Sub-section 3 of Section 143 of the Companies Act, 2013.**


We have audited the internal financial controls over financial reporting of HMA CONSUMER PRODUCTS PRIVATE LIMITED as of March 31, 2021 in conjunction with our audit of the standalone financial statements of the Company for the year ended on that date.

**Management’s Responsibility for Internal Financial Controls**

The Company’s management is responsible for establishing and maintaining internal financial controls based on the internal control over financial reporting criteria established by the Company considering the essential components of internal control stated in the Guidance Note on Audit of Internal Financial Controls over Financial Reporting issued by the Institute of Chartered Accountants of India. These responsibilities include the design, implementation and maintenance of adequate internal financial controls that were operating effectively for ensuring the orderly and efficient conduct of its business, including adherence to company’s policies, the safeguarding of its assets, the prevention and detection of frauds and errors, the accuracy and completeness of the accounting records, and the timely preparation of reliable financial information, as required under the Companies Act, 2013.

**Auditors’ Responsibility**

Our responsibility is to express an opinion on the Company's internal financial controls over financial reporting based on our audit. We conducted our audit in accordance with the Guidance Note on Audit of Internal Financial Controls Over Financial Reporting (the “Guidance Note”) and the Standards on Auditing, issued by ICAI and deemed to be prescribed under section 143(10) of the Companies Act, 2013, to the extent applicable to an audit of internal financial controls, both applicable to an audit of Internal Financial Controls and, both issued by the Institute of Chartered Accountants of India. Those Standards and the Guidance Note require that we comply with ethical requirements and plan and perform the



audit to obtain reasonable assurance about whether adequate internal financial controls over financial reporting was established and maintained and if such controls operated effectively in all material respects.

Our audit involves performing procedures to obtain audit evidence about the adequacy of the internal financial control system over financial reporting and their operating effectiveness. Our audit of internal financial controls over financial reporting, assessing the risk that a material weakness exists, and operating effectiveness of internal control based on the assessed risk. The procedures selected depend upon on the auditor's judgment, including the assessment of the risks of material misstatement of the financial statements, whether due to fraud or error.


We believe that the audit evidence we have obtained is sufficient and appropriate to provide a basis for our audit opinion on the Company's internal financial controls system over financial reporting.

### **Meaning of Internal Financial Controls over Financial Reporting**

A company's internal financial control over financial reporting is a process designed to provide reasonable assurance regarding the reliability of financial reporting and the preparation of financial statements for external purposes in accordance with generally accepted accounting principles. A company's internal financial control over financial reporting includes those policies and procedures that (1) pertain to the maintenance of records that, in reasonable detail, accurately and fairly reflect the transactions and dispositions of the assets of the company; (2) provide reasonable assurance that transactions are recorded as necessary to permit preparation of financial statements in accordance with generally accepted accounting principles, and that receipts and expenditures of the company are being made only in accordance with authorizations of management and directors of the company; and (3) provide reasonable assurance regarding prevention or timely detection of unauthorized acquisition, use, or disposition of the company's assets that could have a material effect on the financial statements.

### **Inherent Limitations of Internal Financial Controls over Financial Reporting**

Because of the inherent limitations of internal financial controls over financial reporting, including the possibility of collusion or improper management override of controls, material



misstatements due to error or fraud may occur and not be detected. Also, projections of any evaluation of the internal financial controls over financial reporting to future periods are subject to the risk that the internal financial control over financial reporting may become inadequate because of changes in conditions, or that the degree of compliance with the policies or procedures may deteriorate.

### **Opinion**

In our opinion, the Company has, in all material respects, an adequate internal financial controls system over financial reporting and such internal financial controls over financial reporting were operating effectively as at March 31, 2021, based on the internal control over financial reporting criteria established by the Company considering the essential components of internal control stated in the Guidance Note on Audit of Internal Financial Controls over Financial Reporting issues by the Institute of Chartered Accountants of India.

**For ISRANI ANIL & CO.**

**Chartered Accountant**

**(Firm's Registration No. : 013155C)**

*Anil Kumar*



**(CA. ANIL KUMAR ISRANI)**

**Proprietor**

**Membership No. 405321**

**Place : AGRA**

**Date : 01.09.2021**

**UDIN : 21405321AAAADI1241**

**HMA CONSUMER PRODUCTS PRIVATE LIMITED**

**BALANCE SHEET AS ON 31ST MARCH 2021**

| Particulars  | Note No. | As at 31st March, 2021 | As at 31st March, 2020 |
|--|----------|------------------------|------------------------|
| <b>I EQUITY AND LIABILITIES</b>                      |          |                        |                        |
| <b>(1) Shareholders' Funds</b>                       |          |                        |                        |
| (a) Share Capital                                    | 3        | 1,00,000.00            | 1,00,000.00            |
| (b) Reserve & Surplus                                | 4        | (31,27,306.75)         | (29,77,596.75)         |
| <b>(2) Share Application Money Pending Allotment</b> |          | -                      | -                      |
| <b>(3) Non Current Liabilities</b>                   |          |                        |                        |
| (a) Long Term Borrowings                             |          | -                      | -                      |
| (b) Deferred Tax Liabilities                         |          | -                      | -                      |
| (b) Other Long Term Borrowings                       | 5        | 57,76,095.00           | 53,33,320.00           |
| (b) Long Term Provisions                             |          | -                      | -                      |
| <b>(4) Current Liabilities</b>                       |          |                        |                        |
| (a) Short Term Borrowings                            |          | -                      | -                      |
| (b) Sundry Creditors                                 | 6        | -                      | -                      |
| (c) Other Current Liabilities                        | 7        | 5,000.00               | 10,000.00              |
| <b>TOTAL</b>   |          | <b>27,53,788.25</b>    | <b>24,65,723.25</b>    |
| <b>II ASSETS</b>                                     |          |                        |                        |
| <b>(1) Non Current Assets</b>                        |          |                        |                        |
| (a) Fixed Assets                                     | 8        | 11,98,337.00           | 11,98,337.00           |
| (b) Non Current Investments                          |          | -                      | -                      |
| (c) Long Term Loans & Advances                       | 9        | 1,20,000.00            | 1,20,000.00            |
| (b) Other Non Current Assets                         |          | -                      | -                      |
| <b>(2) Current Assets</b>                            |          |                        |                        |
| (a) Inventories                                      | 10       | -                      | -                      |
| (b) Cash and Bank Equivalent                         | 11       | 3,27,541.25            | 3,22,676.25            |
| (c) Short Term Loans and Advances                    | 12       | 3,49,447.00            | 66,247.00              |
| (d) Sundry Debtors                                   | 13       | 7,42,663.00            | 7,42,663.00            |
| (e) Deferred Tax Assets                              |          | 15,800.00              | 15,800.00              |
| <b>TOTAL</b>   |          | <b>27,53,788.25</b>    | <b>24,65,723.25</b>    |

The accompanying notes are an integral part of the financial statements.

As per our report of even date  
FOR ISRANI ANIL & CO.

Chartered Accountants

FRN : 013155C

*Anil Israni*  
CA. ANIL KUMAR ISRANI

Proprietor

M.N. : 405321

PLACE : AGRA

DATE : 01.09.2021

UDIN : 21405321AAAADI5241

For & on Behalf of Board of Directors of  
HMA CONSUMER PRODUCTS PRIVATE LIMITED

*Wajid Ahmed*

(Wajid Ahmed)

Director

DIN : 01312261

R/o. 18/129-A, Malko  
Gali, Tajganj,  
AGRA - 282 001.

*Mohd. Mehmood Qureshi*

(Mohd. Mehmood Qureshi)

Director

DIN : 02839611

R/o. 18/129-A, Malko  
Gali, Tajganj,  
AGRA - 282 001.

## HMA CONSUMER PRODUCTS PRIVATE LIMITED

### STATEMENT OF PROFIT AND LOSS ACCOUNT FOR THE PERIOD ENDED 31ST MARCH 2021

| Particulars  | Note No. | For the period ended<br>31st March, 2021 | For the period ended<br>31st March, 2020 |
|--|----------|--|--|
| Revenue from Operations (Gross)                                    | 14       | -  | -  |
| Less : Excise Duty   |          |  |  |
| <b>Revenue from Operations (Net)</b>                               |          | -  | -  |
| Sundry Balance W/off   |          |  | -  |
| <b>I. Total Revenue</b>  |          | -  | -  |
| Cost of Raw Material Consumed                                      | 15       | -  | -  |
| Changes in Inventories   | 16       | -  | -  |
| Employee Cost  | 17       | -  | -  |
| Financial Cost   | 18       | 1,935.00                                 | 2,244.75                                 |
| Depreciation & Amortisation Expenses                               |          | -  | -  |
| Payment to Auditors  | 19       | 5,000.00                                 | 5,000.00                                 |
| Other Expenses   | 20       | 1,42,775.00                              | 920.00                                   |
| <b>II. Total Expenses</b>  |          | 1,49,710.00                              | 8,164.75                                 |
| <b>III. Profit Before Tax</b>                                      |          | (1,49,710.00)                            | (8,164.75)                               |
| <b>IV. Tax Expenses</b>  |          |  |  |
| a Current Tax  |          |  |  |
| b Deferred Tax   |          | -  | -  |
| <b>V. Profit /(Loss) for the period from Continuing Operations</b> |          | (1,49,710.00)                            | (8,164.75)                               |
| <b>VI. Earnings Per Equity Share</b>                               |          |  |  |
| a Basic  |          | (14.97)                                  | (0.82)                                   |
| b Diluted  |          | (14.97)                                  | (0.82)                                   |

The accompanying notes are an integral part of the financial statements.

As per our report of even date  
FOR ISRANI ANIL & CO.

Chartered Accountants

FRN : 013155C

*Anil Israni*



CA. ANIL KUMAR ISRANI

Proprietor

M.N. : 405321

PLACE : AGRA

DATE : 01.09.2021

UDIN : 21405321AAAADI5241

For & on Behalf of Board of Directors of  
HMA CONSUMER PRODUCTS PRIVATE LIMITED

*Wajid Ahmed*

(Wajid Ahmed)

Director

DIN : 01312261

R/o. 18/129-A, Malko

Gali, Tajganj,

AGRA - 282 001.

*Mohd. Mehmood Qureshi*

(Mohd. Mehmood Qureshi)

Director

DIN : 02839611

R/o. 18/129-A, Malko

Gali, Tajganj,

AGRA - 282 001.

# HMA CONSUMER PRODUCTS PRIVATE LIMITED

## Statement of Cash Flows


For the Years Ending March 31, 2021 and March 31, 2020

|  | 2021          |               | 2020      |             |
|--|---------------|---------------|-----------|-------------|
| <b>A Cash Flows from Operating Activities</b>            |               |               |           |             |
| Net Profit before Tax and Extraordinary Items            |               | (1,49,710.00) |           | (8,164.75)  |
| <b>Adjustment for :</b>                                  |               |               |           |             |
| Depreciation, Impairment and Amortisation                | -             |               | -         |             |
| (Profit) /Loss on Sale of Fixed Assets                   | -             |               | -         |             |
| Interest Expenses (Net)                                  | -             |               | -         |             |
| <b>Operating Profit before working Capital Changes</b>   |               | (1,49,710.00) |           | (8,164.75)  |
| <b>Changes in Working Capital</b>                        |               |               |           |             |
| (Increase) /Decrease in Trade Receivables                | -             |               | -         |             |
| (Increase) /Decrease in Inventories                      | -             |               | -         |             |
| (Increase) /Decrease in Current Assets                   | -             |               | -         |             |
| (Increase) /Decrease in Loans and Advances               | (2,83,200.00) |               | -         |             |
| Increase /(Decrease) in Trade Payable and Provision      | (5,000.00)    | (2,88,200.00) | 5,000.00  | 5,000.00    |
| Cash Generated from Operations                           |               | (4,37,910.00) |           | (3,164.75)  |
| Direct Tax (Paid) /Refund (Net)                          |               | -             |           | -           |
| <b>Net Cash Flow from Operating Activities</b>           |               | (4,37,910.00) |           | (3,164.75)  |
| <b>B Cash Flows from Investing Activities</b>            |               |               |           |             |
| Purchase of Fixed Assets                                 | -             |               | -         |             |
| Sale of Fixed Assets                                     | -             |               | -         |             |
| Advance for Property                                     | -             |               | -         |             |
| Increase in Security Deposits                            | -             |               | -         |             |
| Increase in Bank and Other Financing                     | 4,42,775.00   |               | 15,120.00 |             |
| <b>Net Cash Flow from Investing Activities</b>           |               | 4,42,775.00   |           | 15,120.00   |
| <b>C Cash Flow from Financing Activities</b>             |               |               |           |             |
| Interest Paid (Net)                                      | -             |               | -         |             |
| Increase in Non Current Investment                       | -             |               | -         |             |
| <b>Net Cash Flow from Financing Activities</b>           |               | -             |           | -           |
| <b>Net Increase in Cash and Cash Equivalents (A+B+C)</b> |               | 4,865.00      |           | 11,955.25   |
| <b>Cash and Cash Equivalents at Opening of the Year</b>  |               | 3,22,676.25   |           | 3,10,721.00 |
| <b>Cash and Cash Equivalents at Closing of the Year</b>  |               | 3,27,541.25   |           | 3,22,676.25 |

As per our report of even date  
**FOR ISRANI ANIL & CO.**  
 Chartered Accountants  
 FRN : 013155C

*Anil Kumar Israni*  
**CA. ANIL KUMAR ISRANI**  
 Proprietor  
 M.N. : 405321

PLACE : AGRA  
 DATE : 01.09.2021  
 UDIN : 21405321AAAADI5241



For & on Behalf of Board of Directors of  
**HMA CONSUMER PRODUCTS PRIVATE LIMITED**

*Wajid Ahmed*  
**(Wajid Ahmed)**  
 Director  
 DIN : 01312261  
 R/o. 18/129-A, Malko  
 Gali, Tajganj,  
 AGRA - 282 001.

*Mohd. Mehmood Qureshi*  
**(Mohd. Mehmood Qureshi)**  
 Director  
 DIN : 02839611  
 R/o. 18/14-A, Malko  
 Gali, Tajganj,  
 AGRA - 282 001.

**HMA CONSUMER PRODUCTS PRIVATE LIMITED**

**NOTES TO BALANCE SHEET**

**3 Share Capital**

| Ref. No. | Particulars  | As at 31st March, 2021 | As at 31st March, 2020 |
|----------|--|------------------------|------------------------|
| (a)      | <b>Authorised</b><br>1,00,000/- Equity Shares of Rs. 10/- per share                  | 10,00,000.00           | 10,00,000.00           |
|          |  | <b>10,00,000.00</b>    | <b>10,00,000.00</b>    |
| (b)      | <b>Issued Subscribed and Paid-Up</b><br>10,000/- Equity Shares of Rs. 10/- per share | 1,00,000.00            | 1,00,000.00            |
|          |  | <b>1,00,000.00</b>     | <b>1,00,000.00</b>     |

(c) **The reconciliation of the number of shares outstanding as at 31st March, 2021 is set out below**

| Ref. No. | Particulars                                   | No. of Shares as at 31st March 2021 | No. of Shares as at 31st March 2020 |
|----------|---|-------------------------------------|-------------------------------------|
|          | <b>Equity Shares</b>                          |                                     |                                     |
|          | Number of Shares at the beginning of the year | 10,000.00                           | 10,000.00                           |
|          | Add : Shares issued during the year           | -                                   | -                                   |
|          | Number of Shares at the end of the year       | <b>10,000.00</b>                    | <b>10,000.00</b>                    |

(d) **The Details of shareholder holding more than 5% of shares as at 31st March, 2021 is set out below**

| Ref. No. | Particulars          | No. of Shares    | % of Shares    |
|----------|----------------------|------------------|----------------|
|          | <b>Equity Shares</b> |                  |                |
|          | Mohd Ashraf Qureshi  | 5,000.00         | 50.00%         |
|          | Mohd Mehmood Qureshi | 5,000.00         | 50.00%         |
|          |                      | <b>10,000.00</b> | <b>100.00%</b> |

(e) **Rights, Preference & Restrictons attaching to each clasee of shares.**

The Company has only one class of shares referedd to as Equity Shares having a par value of Rs. 10/- each. Each holder of Equity shares is entitled to one vote share and onl received dividend.

**4 Reserve and Surplus**

| Ref. No. | Particulars   | As at 31st March, 2021 | As at 31st March, 2020 |
|----------|---|------------------------|------------------------|
| (d)      | <b>Surplus / (Deficit) in Profit and Loss Account</b> |                        |                        |
|          | As per last Balance Sheet                             | (29,77,596.75)         | (29,69,432.00)         |
|          | Add : Profit /(Loss) for the year                     | (1,49,710.00)          | (8,164.75)             |
|          | <b>At the end of the year</b>                         | <b>(31,27,306.75)</b>  | <b>(29,77,596.75)</b>  |

**5 Other Long Term Borrowings**

| Ref. No. | Particulars                          | As at 31st March, 2021 | As at 31st March, 2020 |
|----------|--------------------------------------|------------------------|------------------------|
|          | <b>Unsecured Loans</b>               |                        |                        |
|          | Mohd. Ashraf Qureshi (Related Party) | 31,95,975.00           | 30,53,200.00           |
|          | Mohd. Mehmood Qureshi (Director)     | 25,80,120.00           | 22,80,120.00           |
|          |                                      | <b>57,76,095.00</b>    | <b>53,33,320.00</b>    |



*Ashraf*

*Cy Qureshi*

**6 Sundry Creditors**

| Ref. No. | Particulars                 | As at 31st March, 2021 | As at 31st March, 2020 |
|----------|-----------------------------|------------------------|------------------------|
|          | Sundry Creditors for Goods  | -                      | -                      |
|          | Sundry Creditors for Others | -                      | -                      |
|          |                             | -                      | -                      |

**7 Other Current Liabilities**

| Ref. No. | Particulars       | As at 31st March, 2021 | As at 31st March, 2020 |
|----------|-------------------|------------------------|------------------------|
| 7.1      | Expenses Payables | 5,000.00               | 10,000.00              |
|          |                   | <b>5,000.00</b>        | <b>10,000.00</b>       |

**9 Long Term Loans & Advances**

| Ref. No. | Particulars               | As at 31st March, 2021 | As at 31st March, 2020 |
|----------|---------------------------|------------------------|------------------------|
|          | Electric Security Deposit | 1,20,000.00            | 1,20,000.00            |
|          |                           | <b>1,20,000.00</b>     | <b>1,20,000.00</b>     |

**10 Inventories**

| Ref. No. | Particulars                    | As at 31st March, 2021 | As at 31st March, 2020 |
|----------|--------------------------------|------------------------|------------------------|
|          | Stock - Finished Goods         | -                      | -                      |
|          | Stock - Raw Material           | -                      | -                      |
|          | Stock - Advertisement Material | -                      | -                      |
|          |                                | -                      | -                      |

**11 Cash and Bank Equivalants**

| Ref. No. | Particulars                              | As at 31st March, 2021 | As at 31st March, 2020 |
|----------|--|------------------------|------------------------|
|          | <b>Cash and Cash Equivalants</b>         |                        |                        |
|          | Cash in Hand                             | 3,10,721.00            | 3,10,721.00            |
|          | <b>Balance with Banks</b>                |                        |                        |
|          | Balance with Canara Bank Current Account | 16,820.25              | 11,955.25              |
|          |  | <b>3,27,541.25</b>     | <b>3,22,676.25</b>     |

**12 Short Term Loans and Advances**

| Ref. No. | Particulars              | As at 31st March, 2021 | As at 31st March, 2020 |
|----------|--------------------------|------------------------|------------------------|
|          | VAT Input - Fixed Assets | 66,247.00              | 66,247.00              |
|          | Appsure Web Solutions    | 2,83,200.00            | -                      |
|          |                          | <b>3,49,447.00</b>     | <b>66,247.00</b>       |

**13 Sundry Debtors**

| Ref. No. | Particulars                                    | As at 31st March, 2021 | As at 31st March, 2020 |
|----------|--|------------------------|------------------------|
| 13.1     | Sundry Debtors (Unsecured and Considered Good) |                        |                        |
|          | Outstanding for a period exceeding Six Months  | 7,42,663.00            | 7,42,663.00            |
|          | Others   | -                      | -                      |
|          |  | <b>7,42,663.00</b>     | <b>7,42,663.00</b>     |

**14 Revenue from Operations**

| Ref. No. | Particulars      | for the period 2020-21 | for the period 2019-20 |
|----------|------------------|------------------------|------------------------|
|          | Sale of Products |                        |                        |
|          |                  | -                      | -                      |



*Handwritten signature*

*Handwritten signature*



**15 Cost of Material Consumed**

| Ref. No. | Particulars                          | for the period 2020-21 | for the period 2019-20 |
|----------|--------------------------------------|------------------------|------------------------|
|          | Opening Stock of Raw Material        | -                      | -                      |
|          | Add : Purchases                      | -                      | -                      |
|          | Less : Closing Stock of Raw Material | -                      | -                      |
|          | <b>Total Raw Material Consumed</b>   | <b>-</b>               | <b>-</b>               |

**16 Changes of Inventories of Finished Goods & Work in Progress**

| Ref. No. | Particulars   | for the period 2020-21 | for the period 2019-20 |
|----------|---|------------------------|------------------------|
|          | Opening Stock of Finished Goods                     | -                      | -                      |
|          | Less : Closing Stock of Finished Goods              | -                      | -                      |
|          | <b>Changes in Inventories (Increase) / Decrease</b> | <b>-</b>               | <b>-</b>               |

**17 Employee Cost**

| Ref. No. | Particulars | for the period 2020-21 | for the period 2019-20 |
|----------|-------------|------------------------|------------------------|
|          |             | -                      | -                      |

**18 Finance Cost**

| Ref. No. | Particulars  | for the period 2020-21 | for the period 2019-20 |
|----------|--------------|------------------------|------------------------|
|          | Bank Charges | 1,935.00               | 2,244.75               |
|          |              | <b>1,935.00</b>        | <b>2,244.75</b>        |

**19 Payment to Auditors**

| Ref. No. | Particulars                             | for the period 2020-21 | for the period 2019-20 |
|----------|---|------------------------|------------------------|
|          | Auditors Remuneration<br>For Audit Fees | 5,000.00               | 5,000.00               |
|          |   | <b>5,000.00</b>        | <b>5,000.00</b>        |

**20 Other Expenses**

| Ref. No. | Particulars                     | for the period 2020-21 | for the period 2019-20 |
|----------|---------------------------------|------------------------|------------------------|
|          | VAT Paid                        | 1,42,775.00            | -                      |
|          | Legal and Professional Expenses | -                      | 920.00                 |
|          |                                 | <b>1,42,775.00</b>     | <b>920.00</b>          |



*Handwritten signature*

*Handwritten signature*

**HMA CONSUMER PRODUCTS PRIVATE LIMITED**

**NOTES TO BALANCE SHEET**

**8 FIXED ASSETS**

| S.N.     | Name of the Assets           | Gross Block as on 01.04.2020 | Addition | Deletions | Gross Block as on 31.03.2021 | Depreciation as on 01.04.2020 | Depreciation for the year | Deletions | Depreciation as on 31.03.2021 | Closing WDV as on 31.03.2021 | Closing WDV as on 31.03.2020 |
|----------|------------------------------|------------------------------|----------|-----------|------------------------------|-------------------------------|---------------------------|-----------|-------------------------------|------------------------------|------------------------------|
| <b>I</b> | <b>TANGIBLE ASSETS</b>       |                              |          |           |                              |                               |                           |           |                               |                              |                              |
| A        | Plant & Machinery            | 11,93,986.00                 | -        | -         | 11,93,986.00                 | -                             | -                         | -         | -                             | 11,93,986.00                 | 11,93,986.00                 |
| B        | Office Equipments            | 4,351.00                     | -        | -         | 4,351.00                     | -                             | -                         | -         | -                             | 4,351.00                     | 4,351.00                     |
|          | <b>TOTAL</b>                 | <b>11,98,337.00</b>          | <b>-</b> | <b>-</b>  | <b>11,98,337.00</b>          | <b>-</b>                      | <b>-</b>                  | <b>-</b>  | <b>-</b>                      | <b>11,98,337.00</b>          | <b>11,98,337.00</b>          |
|          | <b>Previous Year Figures</b> | <b>11,98,337.00</b>          | <b>-</b> | <b>-</b>  | <b>11,98,337.00</b>          | <b>-</b>                      | <b>-</b>                  | <b>-</b>  | <b>-</b>                      | <b>11,98,337.00</b>          | <b>11,98,337.00</b>          |



*Attended*

*Approved*

# **HMA CONSUMER PRODUCTS PRIVATE LIMITED**

## **SIGNIFICANT ACCOUNTING POLICIES**

### **A. BASIS OF PREPARATION OF FINANCIAL STATEMENTS**

These financial statements have been prepared to comply with the Generally Accepted Accounting Principles in India (Indian GAAP), including the Accounting Standards notified under the relevant provisions of the Companies Act, 2013.

The financial statements are prepared on accrual basis under the historical cost convention.

### **B. USE OF ESTIMATES**

The preparation of financial statements in conformity with Indian GAAP requires judgments, estimates and assumptions to be made that affect the reported amount of assets and liabilities, disclosure of contingent liabilities on the date of the financial statements and the reported amount of revenues and expenses during the reporting period. Difference between the actual results and estimates are recognized in the period in which the results are known / materialized.

### **C. FIXED ASSETS**

#### **Tangible Assets**

Tangible Assets are stated at cost net of recoverable taxes, trade discounts and rebates and include amounts added on revaluation, less accumulated depreciation and impairment loss, if any. The cost of Tangible Assets comprises its purchase price, borrowing cost and any cost directly attributable to bringing the asset to its working condition for its intended use, net charges on foreign exchange contracts and adjustments arising from exchange rate variations attributable to the assets.

Subsequent expenditures related to an item of Tangible Asset are added to its book value only if they increase the future benefits from the existing asset beyond its previously assessed standard of performance.



*Attested*

*C. Praveeshi*

## **D. DEPRECIATION, AMORTISATION AND DEPLETION**

### **Tangible Assets**

Depreciation on Fixed Assets is provided to the extent of depreciable amount on the Written Down Value (WDV) Method. Depreciation is provided based on useful life of the assets as prescribed in Schedule II to the Companies Act, 2013.

## **E. IMPAIRMENT**

An asset is treated as impaired when the carrying cost of asset exceeds its recoverable value. An impairment loss is charged to the Profit and Loss Statement in the year in which an asset is identified as impaired. The impairment loss recognized in prior accounting period is reversed if there has been a change in the estimate of recoverable amount.

## **F. INVENTORIES**

Items of inventories are measured at lower of cost and net realizable value after providing for obsolescence, if any, except in case of by-products which are valued at net realizable value. Cost of inventories comprises of cost of purchase, cost of conversion and other costs including manufacturing overheads incurred in bringing them to their respective present location and condition.

## **G. REVENUE RECOGNITION**

Revenue is recognized only when risks and rewards incidental to ownership are transferred to the customer, it can be reliably measured and it is reasonable to expect ultimate collection. Revenue from operations includes sale of goods, services, and service tax and excise duty, adjusted for discounts (net).

Interest income is recognized on a time proportion basis taking into account the amount outstanding and the interest rate applicable.



*[Handwritten signature]*

*[Handwritten signature]*

## H. INCOME TAXES

Tax expense comprises of current tax and deferred tax. Current tax is measured at the amount expected to be paid to the tax authorities, using the applicable tax rates. Deferred income tax reflect the current period timing differences between taxable income and accounting income for the period and reversal of timing differences of earlier years/period. Deferred tax assets are recognized only to the extent that there is a reasonable certainty that sufficient future income will be available except that deferred tax assets, in case there are unabsorbed depreciation or losses, are recognized if there is virtual certainty that sufficient future taxable income will be available to realize the same.

Deferred tax assets and liabilities are measured using the tax rates and tax law that have been enacted or substantively enacted by the Balance Sheet date.



## I. PROVISIONS, CONTINGENT LIABILITIES AND CONTINGENT ASSETS

Provision is recognized in the accounts when there is a present obligation as a result of past event(s) and it is probable that an outflow of resources will be required to settle the obligation and a reliable estimate can be made.

**For ISRANI ANIL & CO.**

**Chartered Accountant**

**(Firm's Registration No. : 013155C)**

**(CA. ANIL KUMAR ISRANI)**

**Proprietor**

**Membership No. 405321**



**Place : AGRA**

**Date : 01.09.2021**

**UDIN : 21405321AAAADI5241**

**For & on Behalf of Board of Directors of**

**HMA CONSUMER PRODUCTS PRIVATE LIMITED**

**(Wajid Ahmed)**

**(Mohd Mehmood Qureshi)**

**Director**

**Director**

**DIN : 01312261**

**DIN : 02839611**

**18/129-A, Malko Gali**

**18/129-A, Malko Gali**

**Tajganj, Agra.**

**Tajganj, Agra.**

# HMA CONSUMER PRODUCTS PRIVATE LIMITED

## Disclosures as per ICDS

### i. ICDS I : Accounting Policy

The accounts are maintained under historical cost convention on accrual basis and on an assumption of going concern so as to represent a true and fair view of state of affairs and income of the business. The accounting policies applied by the firm are consistent with those used in the previous financial year.

### ii. ICDS II : Valuation of Inventories

(a) The Company follows exclusive method of accounting and as such tax, duty, cess if any collection and paid /payable or refundable /recoverable is not routed through the Profit and Loss Account and accordingly the valuation of inventories also does not include the same which deviates from sec 145A and ICDS II of the Income tax Act. However this treatment of valuation of purchases, sales and stocks is in conformity with Accounting Standard 2 issued by the ICAI and has no impact on the taxable income of the year as explained by the Institute in the Guidance Note on VAT accounting as well as Guidance Note on Section 44AB relating to the impact of sec 145A of the Income Tax.

i. Stocks as appearing in the financial statements, comprising of Finished goods taken by management and certified as to existence as stated are valued on the following basis :

ii. At Lower of cost or NRV:

| S.N. | Particulars  | Amount     |
|------|--|------------|
| 1    | Finished Goods- Valued at cost or net realizable value whichever is less | Nil        |
|      | <b>TOTAL</b>   | <b>NIL</b> |

There is no change in method of valuation.

### iii. ICDS III : Construction Contracts

This ICDS is not applicable.



*Ashwini*

*Chyavreshi*

iv. ICDS IV : Revenue Recognition

The Company has a policy to recognize revenue from sale of goods and other accrued income arising from use of resources when significant risk and rewards of ownership are transferred to the buyer and as regards other claims and benefit relating thereto when there is reasonable certainty of its ultimate collection.

v. ICDS V : Fixed Assets

- i. Property, Plant and Equipment are valued at cost net of cenvat /vat less accumulated depreciation. Interest on borrowed funds directly attributable to the qualifying assets up to the period such assets
- ii. Depreciation on Property, Plant and Equipment has been provided on written down value method in accordance with the provisions of Schedule II of the Companies Act, 2016 which includes the amount amortised in respected of leasehold land and building over the remaining lease period. Depreciation on assets whose total cost does not exceed ten thousand rupees has been provided at the rate of hundred percent.

| Type of Asset                                       | Useful Life |
|---|-------------|
| RCC frame non factory building                      | 60 years    |
| Factory building                                    | 30 years    |
| Plant and Machinery                                 | 15 years    |
| Electrical Installations and Equipment              | 10 years    |
| Vehicles  | 8 years     |
| Office Equipment                                    | 5 years     |
| Computers and data Processing Units:                |             |
| (a) Servers and networks                            | 6 years     |
| (b) End User devices such as desktops, laptops etc. | 3 years     |
| Furniture and fittings                              | 8 years     |



*Handwritten signature*

*Handwritten signature*

vi. ICDS VI : Foreign Exchange Transactions

The company has a policy to record foreign currency transactions as per the rates on the date of initial transactions. However all monetary items are translated at the year-end by applying closing rate and the exchange difference is recognized as income /expense for the year. Exchange difference on forward contract that are intended for trading is recognized at the time of settlement. Exchange difference on forward contracts that are entered in to hedge the foreign currency risk of a firm commitment or a highly probable forecast transactions is recognized at the time of settlement of contract.

vii. ICDS VII : Government Grants

This ICDS in not applicable

viii. ICDS VIII : Securities

This ICDS in not applicable

ix. ICDS IX : Borrowing Cost

The Company has a policy to capitalize cost of funds borrowed specifically for the purpose of acquiring a qualifying asset from the date of such borrowing up to the date when such assets is ready for commercial use. All other borrowing costs are recognized as an expense in the year in which they are incurred. Borrowing cost is capitalized to qualifying asset which necessarily required a period of 12 months for its acquisition, construction or production.

x. ICDS X : Provisions, Contingent Liabilities and Contingent Assets:

Provisions and contingent assets and related income is recognized, based on best estimates, only when it becomes reasonably certain that outflow /inflow of economic benefit will arise.

a. Provision and contingent liabilities

| Nature of Provision | Opening Carryin g Amount | Provisio n made during the year | Amoun t charge d during the year | Unused Amoun t revised during the year | Amount of any expected reimburseme nt | Amount of any asset recognised against expected reimburseme nt |
|---------------------|--------------------------|---------------------------------|----------------------------------|--|---------------------------------------|--|
| NIL                 | NIL                      | NIL                             | NIL                              | NIL                                    | NIL                                   | NIL  |



*Handwritten signature*

*Handwritten signature*



b. Contingent Assets

| Nature of Assets | Opening Carryin g Amount | Provisio n made during the year | Amoun t charge d during the year | Unused Amoun t revised during the year | Amount of any expected reimbursemen t | Amount of any asset recognised against expected reimbursemen t |
|------------------|--------------------------|---------------------------------|----------------------------------|--|---------------------------------------|--|
| NIL              | NIL                      | NIL                             | NIL                              | NIL                                    | NIL                                   | NIL  |

For & on Behalf of Board of Directors of  
HMA CONSUMER PRODUCTS PRIVATE LIMITED




(Wajid Ahmed)

Director

DIN : 01312261

R/o. 18/129-A, Malko

Gali, Tajganj, Agra.



(Mohd. Mehmood Qureshi)

Director

DIN : 02839611

R/o. 18/129-A, Malko

Gali, Tajganj, Agra.

